

## Preparing for the “AP Computer Science Principles” Exam with CompuScholar’s “Computer Science Foundations” Curriculum

This document outlines the steps needed to offer an “AP Computer Science Principles” (AP CSP) class in your school or homeschool. The College Board’s AP CSP exam allows students to earn college credit by demonstrating mastery of computer science.

The CompuScholar **Computer Science Foundations** curriculum is **endorsed by the College Board** as a primary resource for an “AP CSP” course.

### The Big Picture

Successful execution of an “AP CSP” class includes these steps.

Step	Description
<b>Complete the AP Course Audit process</b>	Schools or homeschool families who wish to designate a class as “AP” (or access the secured College Board resources) must complete the Course Audit process with the College Board.
<b>Complete the Computer Science Foundations course</b>	Students will learn computer science concepts and skills required for the “AP Computer Science Principles” exam, including sufficient lab work and programming activities.
<b>Take practice AP Exam questions</b>	Test preparation includes using publicly available examples and practice tests, including resources published by the College Board.
<b>Sign up for and take the exam</b>	Students will sign up for and take the exam in conjunction with your school’s AP coordinator.

## Complete the AP Course Audit Process

To be listed as an “AP” course on a transcript – or to access the secured College Board practice resources - a teacher must complete the AP “Course Audit” process, renewed annually. Submitting a syllabus to meet the College Board requirements is the responsibility of the teacher or school.

CompuScholar’s **Computer Science Foundations curriculum** is endorsed by the College Board. This means you can simply select the CompuScholar option from the list of endorsed providers during the Course Audit process.

Course Audit schedules and high-level information can be found here:

<https://apcentral.collegeboard.org/courses/ap-course-audit>

Note that completing the course audit process merely lets you list the course as “AP” on a transcript. It does not automatically enroll your students in the AP exam or guarantee any particular grade on the exam. Only scores from the AP exam are considered by colleges when assigning credit.

## Step-by-Step Instructions – Creating a College Board Teacher Account

If you do not already have a teacher account at the College Board, you can create one as follows:



1. Go to the main College Board website (<https://www.collegeboard.org/>) and look for the sign-up link near the top.

**Don't have an account? [Sign up](#)**

2. Select "I'm an education professional" on the next page

## Create Your College Board Account

Let's get started. Please tell us about yourself.

 <p>I'm a student</p>	 <p>I'm an education professional</p>
--	--

3. Fill out the registration form and complete any additional registration steps as instructed by the College Board.
4. Once registered, you can log in as needed at <https://www.collegeboard.org/>.

### College Starts Here

Sign in to personalize your visit.

<p>Username</p> <input type="text"/>	<p>Password</p> <input type="password"/>	<p>Sign In</p>
--------------------------------------	--	----------------

## Step-by-Step Instructions – Completing the Course Audit

1. To complete the Course Audit, first log in with your teacher account at the College Board website.
2. On your teacher dashboard, click on the link for "**AP / Pre-AP Course Audit**".

## My College Board Professional Account

### My Tools And Services

Tool or Service	My Role	Expires* ?	Manage Access
<a href="#">AP® / Pre-AP Course Audit ▶</a>	AP/Pre-AP Course Audit Teacher	16- Jan-2037	<a href="#">edit</a>

3. Click the "+Add Course" button

**+ Add Course**

4. Select "Computer Science Principles" from the drop-down, click "Continue", and confirm your selection in the next prompt.

### Subject Selection ×

Which subject are you teaching in 2021-22?

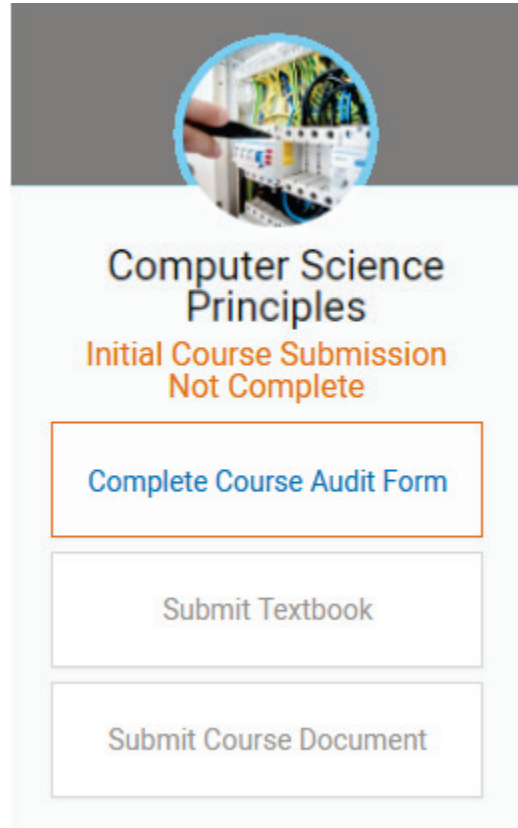
Computer Science Principles ▼

Close

Continue

5. When complete, you will see a new panel for "Computer Science Principles" on your Course Audit page.

6. Next, click on "**Complete Course Audit Form**". Review the bulleted points and check "I Agree" to the right of each point.



7. In the Textbook Selection area, click "Select Textbook" and choose the "**AP Endorsed Provider Resource, CompuScholar**" for CSP.

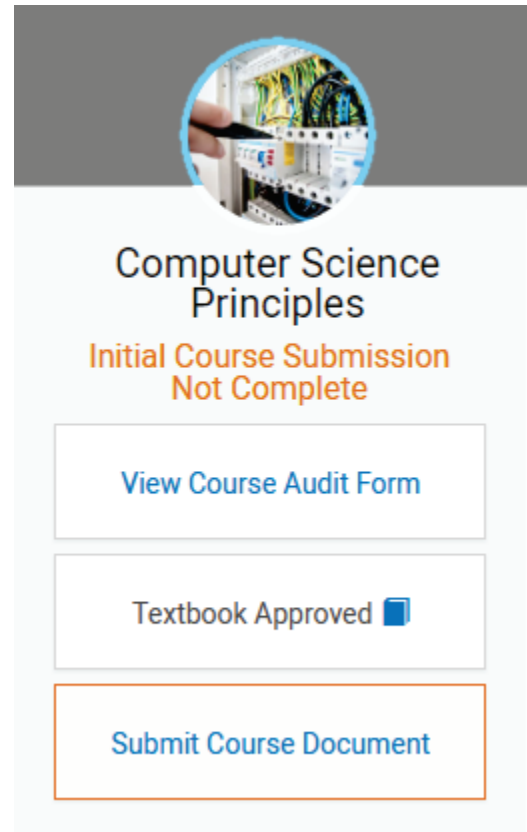
### Textbook Selection

Please select the textbook you plan to use:

  
**Textbooks**  
AP Endorsed Provider Resource. *CompuScholar*. CSP.

8. Fill out and submit the remainder of the form.


9. After the Audit form is submitted, your Computer Science Principles panel will update to show your textbook is approved. Click on "Submit Course Document" to complete the remaining step.



Computer Science Principles

Initial Course Submission Not Complete


View Course Audit Form

Textbook Approved 

Submit Course Document

10. Because CompuScholar is an endorsed AP CSA provider, you do not need to create your own syllabus. For the submission type, select the "Endorsed Provider Syllabus" option.

Select a submission type



Submit New or Revised Syllabus

Claim Identical to a Syllabus

Transfer an Approved Syllabus

Adopt a Sample Syllabus, or Endorsed Provider Syllabus

11. Select the "CompuScholar Sample Syllabus"



12. Click the "Download" button to get a PDF copy of the syllabus, then click "Submit" to use that syllabus.

13. When finished, your Course Audit page will show your Computer Science Principles course is "Authorized". Your Course Audit is complete!



## Accessing Secured College Board Resources

### (Sample Labs, Practice Exams, etc.)

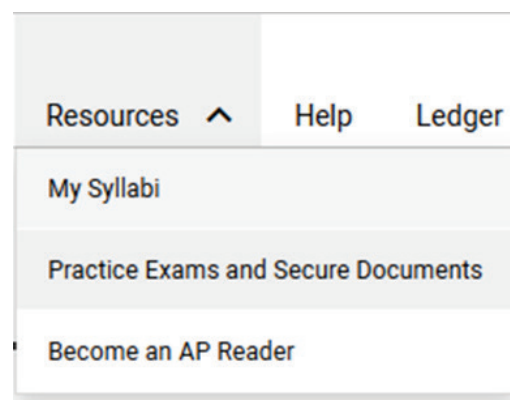
Once you have completed the course audit process with an approved syllabus, you can access the Secure Documents area from your College Board account.

From <https://www.collegeboard.org>, sign into your account, then select the **“AP / Pre-AP Course Audit”** option from the list at the top of your College Board dashboard. Next, select **“Resources”** and then **“Practice Exams and Secure Documents”** from the top menu.

#### My Tools And Services

Tool or Service

[AP® / Pre-AP Course Audit](#) ▶



The list of secure documents under your **“Computer Science Principles”** heading will include an authorized AP course log and other teacher resources.

### Computer Science Principles

Authorized AP Course Logo 2022-23 **NEW**

AP Computer Science Principles Teacher Resource - Explore Performance Task Curricular Requirement **NEW**



AP Computer Science Principles Teacher Resource - Explore Performance Task Curricular Requirement **NEW**  
PDF Document | 349.4KB

Be sure to carefully read and follow the conditions of use for all material provided by the College Board.



## **Complete the CompuScholar Computer Science Foundations Curriculum**

The **Computer Science Foundations** curriculum covers all required computer science concepts for AP CSP. The “AP Exam Topic Cross-Reference” document on our website lists every topic and the corresponding location within the curriculum.

[https://www.compuscholar.com/docs/apcsp/AP\\_CSP\\_Topic\\_Cross\\_Reference.pdf](https://www.compuscholar.com/docs/apcsp/AP_CSP_Topic_Cross_Reference.pdf)

You can additionally review the course syllabus and pacing guide for a list of chapters with required AP CSP topics.

[https://www.compuscholar.com/docs/syllabus/AP\\_CSP\\_Planner\\_Syllabus.pdf](https://www.compuscholar.com/docs/syllabus/AP_CSP_Planner_Syllabus.pdf)

### **AP Classroom**

The College Board publishes numerous optional practice problems, daily videos, and other resources for AP CSP in their “**AP Classroom**”. Teachers who have completed the Course Audit can enroll their students in AP Classroom and grant access to this additional practice material. Teachers and students can access AP Classroom at the link below.

<https://apclassroom.collegeboard.org>

Students are encouraged to take advantage of these practice opportunities throughout the year.

### **What’s on the Exam?**

Please refer to Chapters 21 and 22 in the **Computer Science Foundations** curriculum for detailed information on the multiple choice (MCQ) and Create Performance Task (CPT) sections of the AP CSP exam. Additional information can be found on the College Board’s website.

<https://apcentral.collegeboard.org/courses/ap-computer-science-principles/course>

**Schools or homeschool families are responsible for signing students up for the AP CSP Exam. The exam is not administered as part of CompuScholar's curriculum. Public/private school teachers should work with their school's AP Coordinator. Homeschool families must contact a local school authorized to administer the exams to inquire about support for homeschooled students.**